

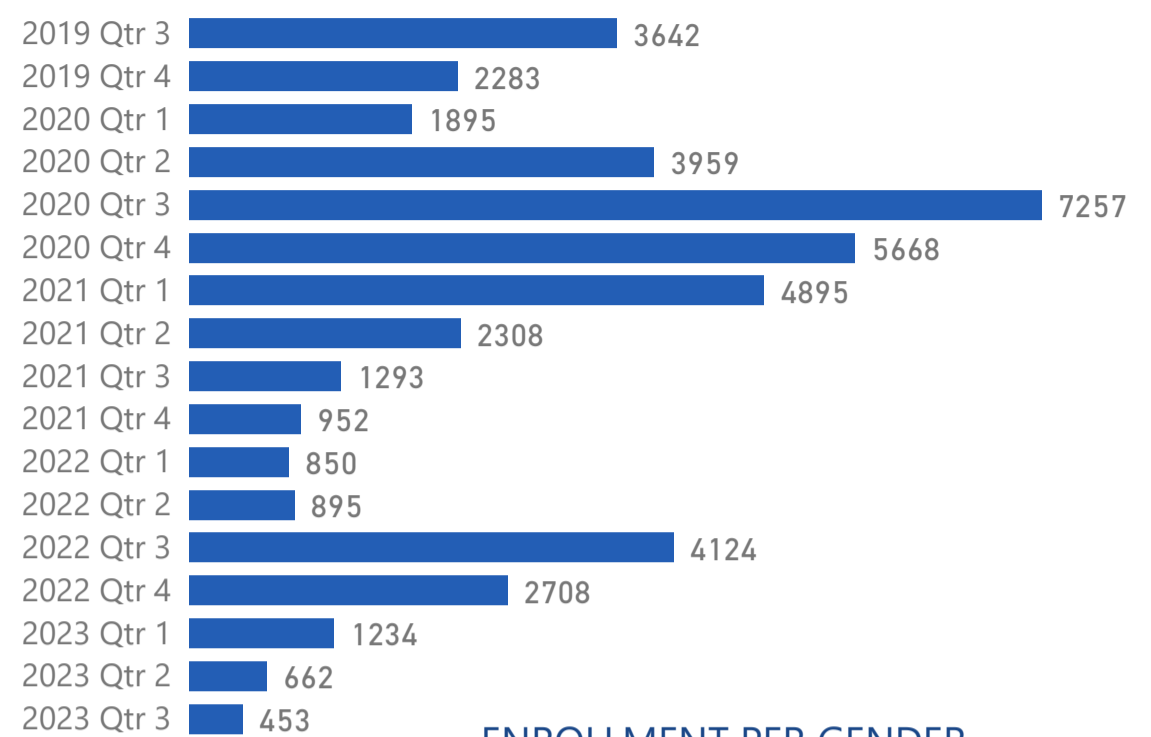
15/09/2023

BENEFICIARIES ENROLLED IN HELIOS

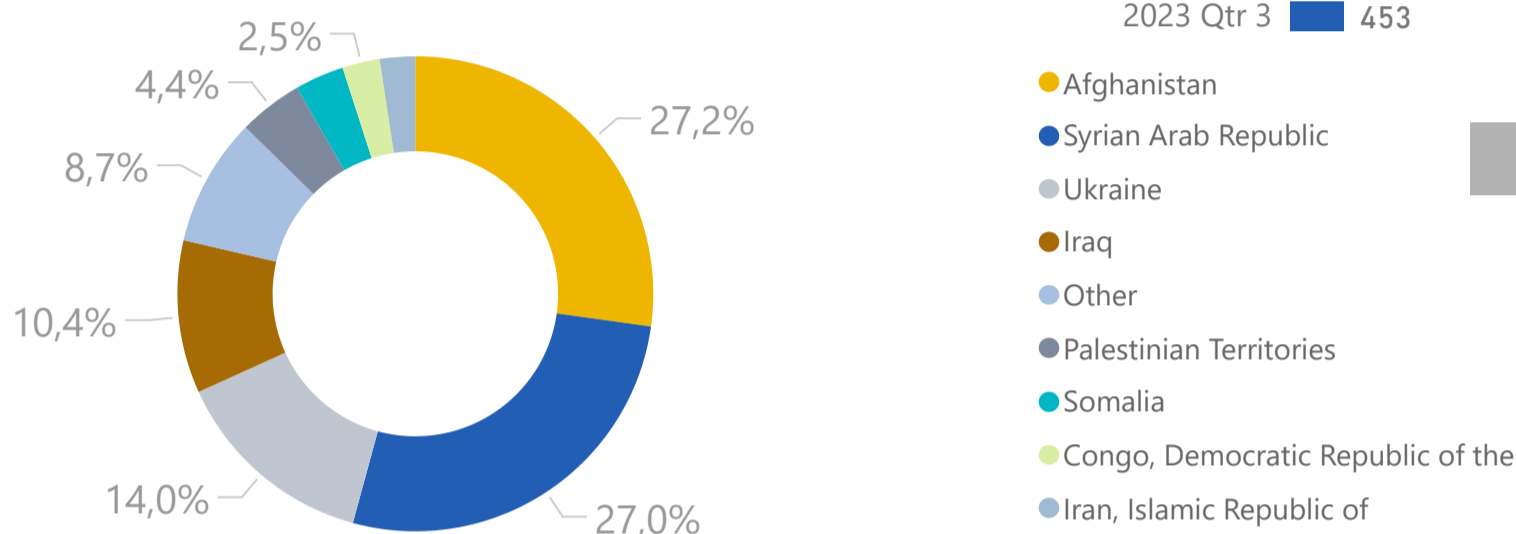
45078

SINCE THE BEGINNING OF PROJECT IMPLEMENTATION

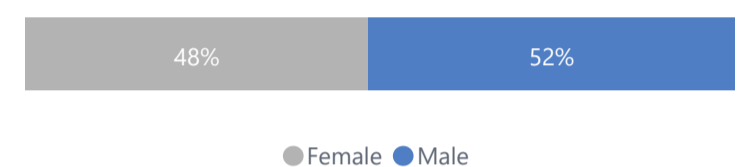
NEW ENROLLMENTS PER QUARTER



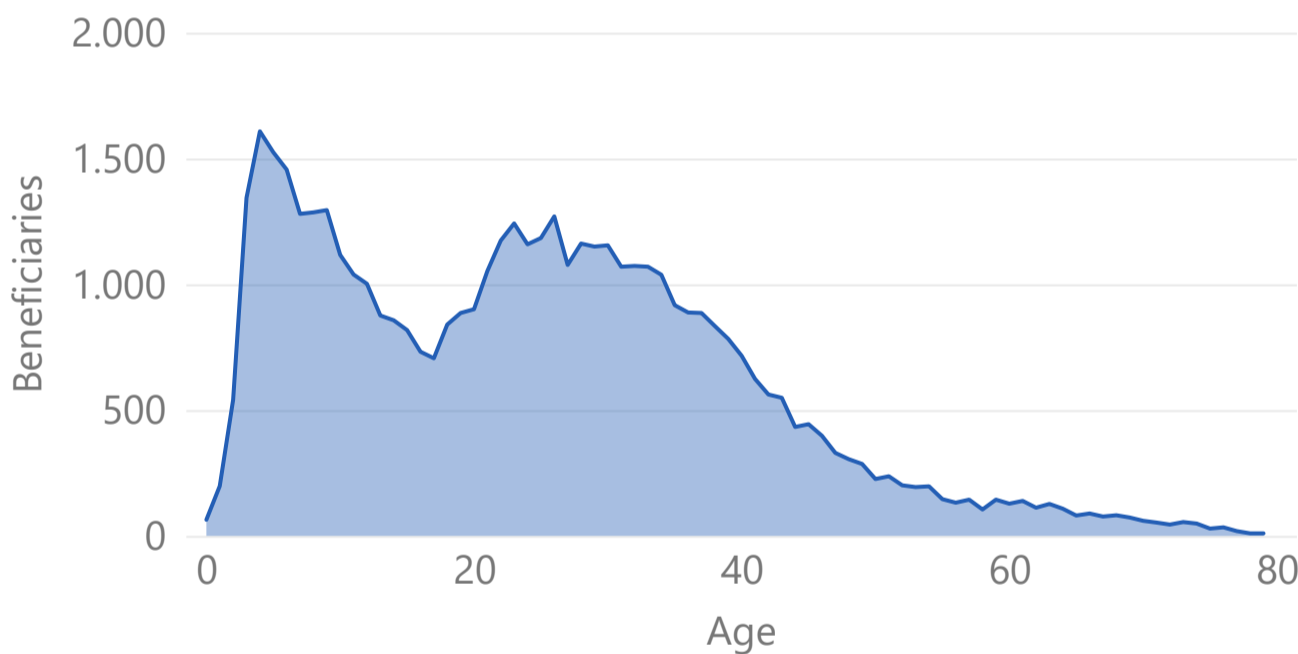
ENROLLMENT PER COUNTRY OF ORIGIN



ENROLLMENT PER GENDER



AGE OF THE ENROLLED HELIOS POPULATION



ENROLLMENT PER REGION

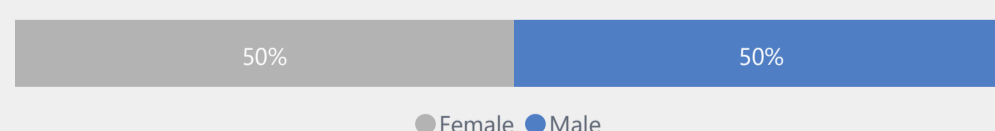
| | |
|------------------------------|--------------|
| Attica | 14713 |
| Central Macedonia | 9463 |
| North Aegean | 6588 |
| Epirus | 2573 |
| Central Greece | 2288 |
| Crete | 1775 |
| South Aegean | 1765 |
| Thessaly | 1645 |
| Eastern Macedonia and Thrace | 1364 |
| Peloponnese | 1238 |
| Western Macedonia | 1093 |
| Western Greece | 518 |
| Ionian Islands | 55 |
| Total | 45078 |

ACCOMMODATION SUPPORT

| | TOTAL # | CURRENT # |
|--|---------|-----------|
| Households benefitting from HELIOS Rental Subsidies | 10.044 | 2427 |
| Individuals benefitting from HELIOS Rental Subsidies | 23.293 | 4575 |
| Helios Unique Houses | 7452 | 1866 |

Adult Population Benefitted from Accommodation Workshops
13965

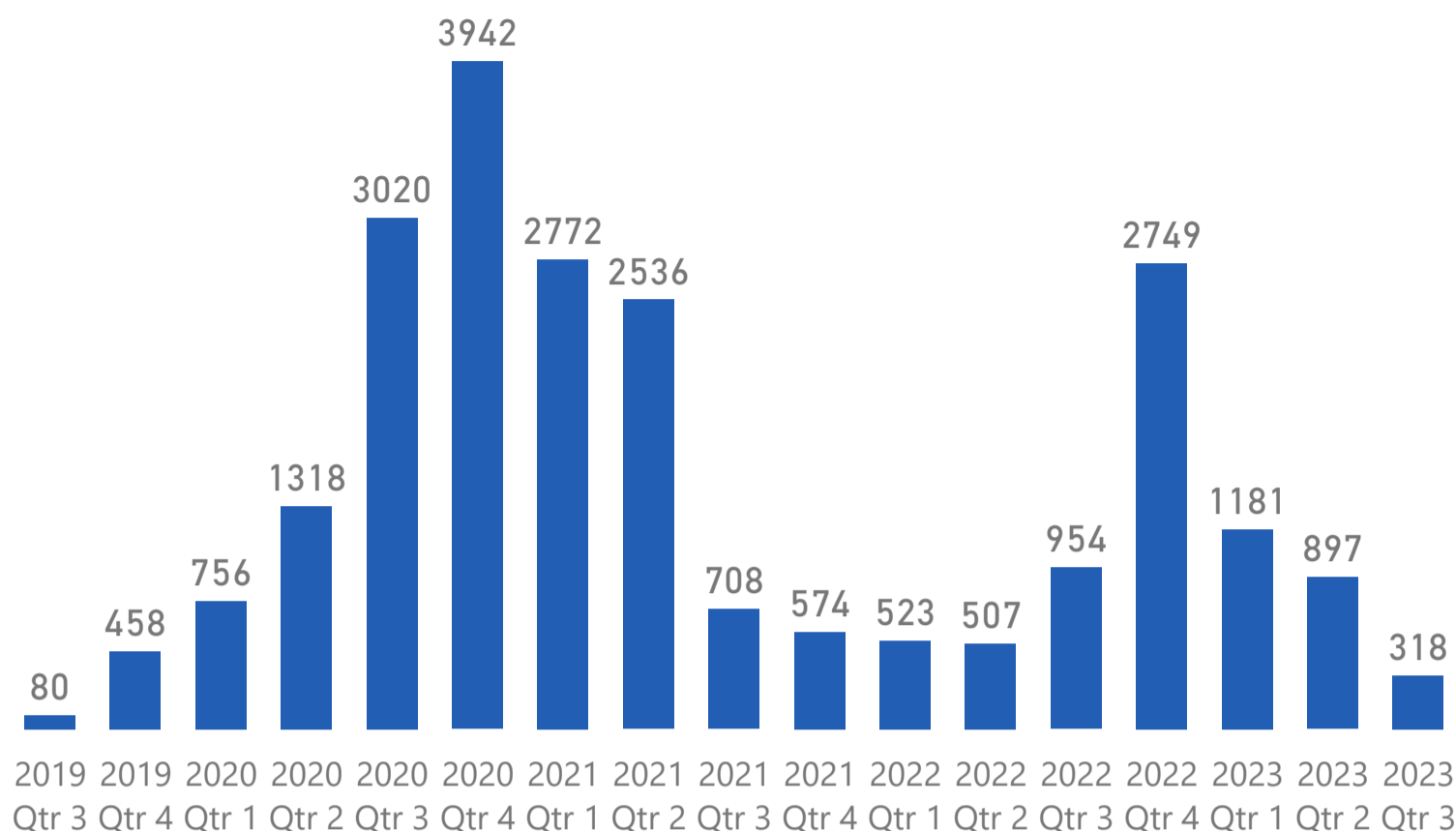
RENTAL SUBSIDIES PER GENDER



INTEGRATION LEARNING CENTERS

Athens (4) | Thessaloniki (2) | Larisa | Heraklion | Chania
Sitia | Tripoli | Ioannina | Livadia

BENEFICIARIES WITH NEW LEASE AGREEMENTS PER QUARTER



DISTRIBUTION OF BENEFICIARIES WITH LEASE AGREEMENTS PER REGION

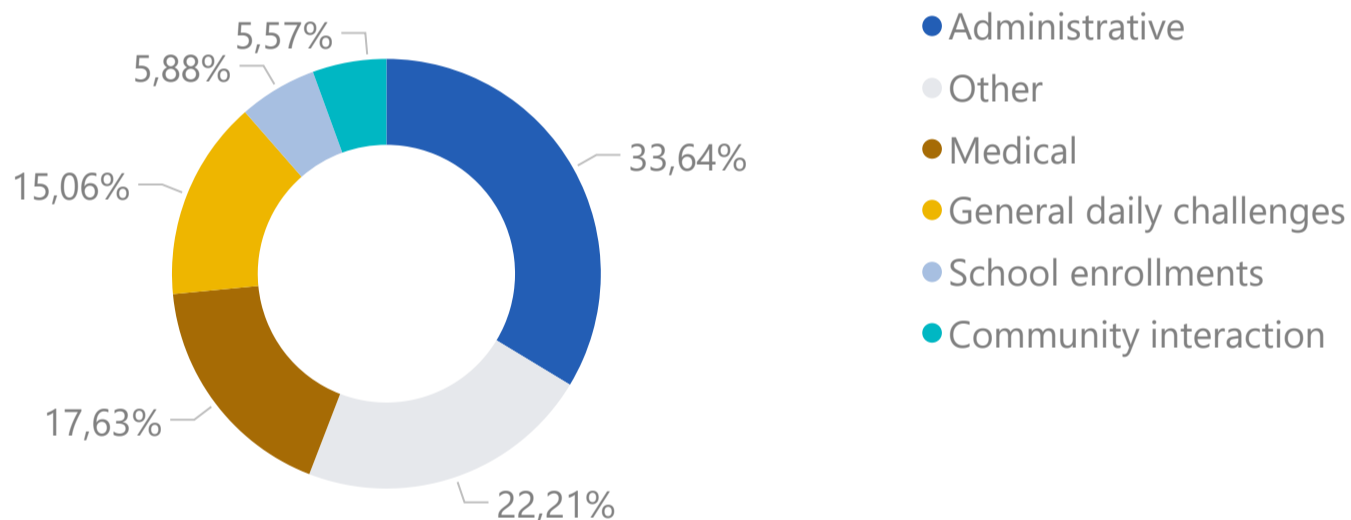
| | |
|------------------------------|--------|
| Attica | 49,16% |
| Central Macedonia | 21,81% |
| Crete | 7,91% |
| Epirus | 4,95% |
| North Aegean | 2,83% |
| Western Greece | 2,81% |
| Thessaly | 2,27% |
| Central Greece | 2,20% |
| Peloponnese | 1,84% |
| South Aegean | 1,59% |
| Eastern Macedonia and Thrace | 1,40% |
| Western Macedonia | 1,09% |
| Ionian Islands | 0,12% |

INTEGRATION MONITORING

Number of Sessions

32516

TYPE OF SUPPORT PROVIDED



INTEGRATION COURSES

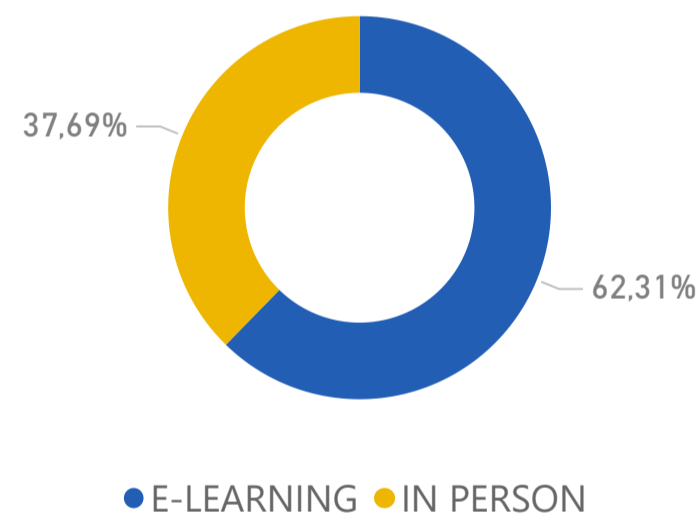
Enrollments

10.042

Current Students

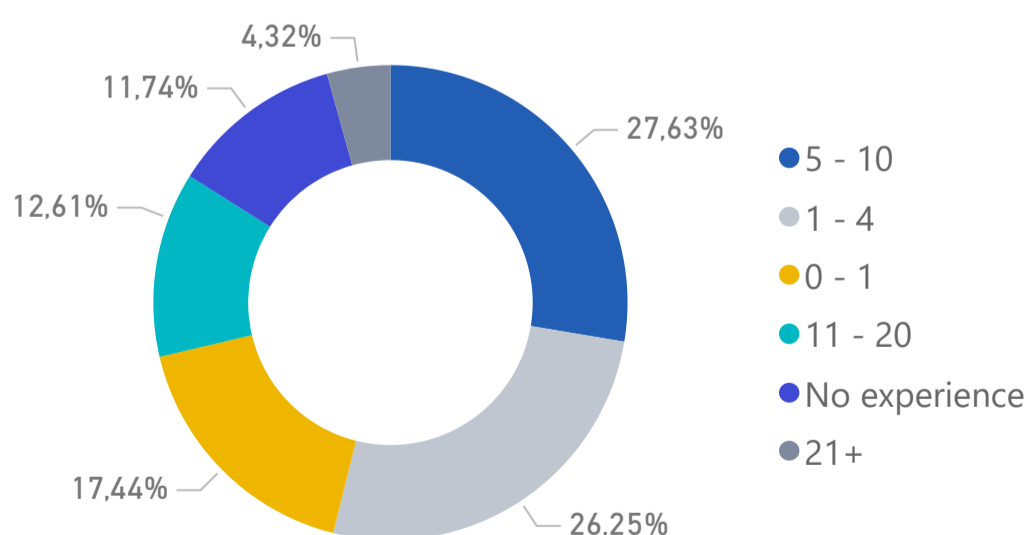
510

EDUCATION MODALITY



EMPLOYABILITY SUPPORT

YEARS OF PROFESSIONAL EXPERIENCE



Job Counselling Sessions

11454

JOB COUNSELLING PER GENDER



SKILLS PROFILING RESULT - EDUCATION LEVEL

| Education Level (ISCED 2011) | # |
|---------------------------------------|------|
| Bachelor | 1697 |
| Upper secondary education | 1646 |
| Primary education | 1375 |
| Lower secondary education | 1317 |
| Early childhood education | 824 |
| Master's | 230 |
| Post-secondary non tertiary education | 158 |
| Short cycle tertiary education | 151 |
| Doctoral | 30 |
| Doctoral not completed | 4 |

Total Profiled

7432