

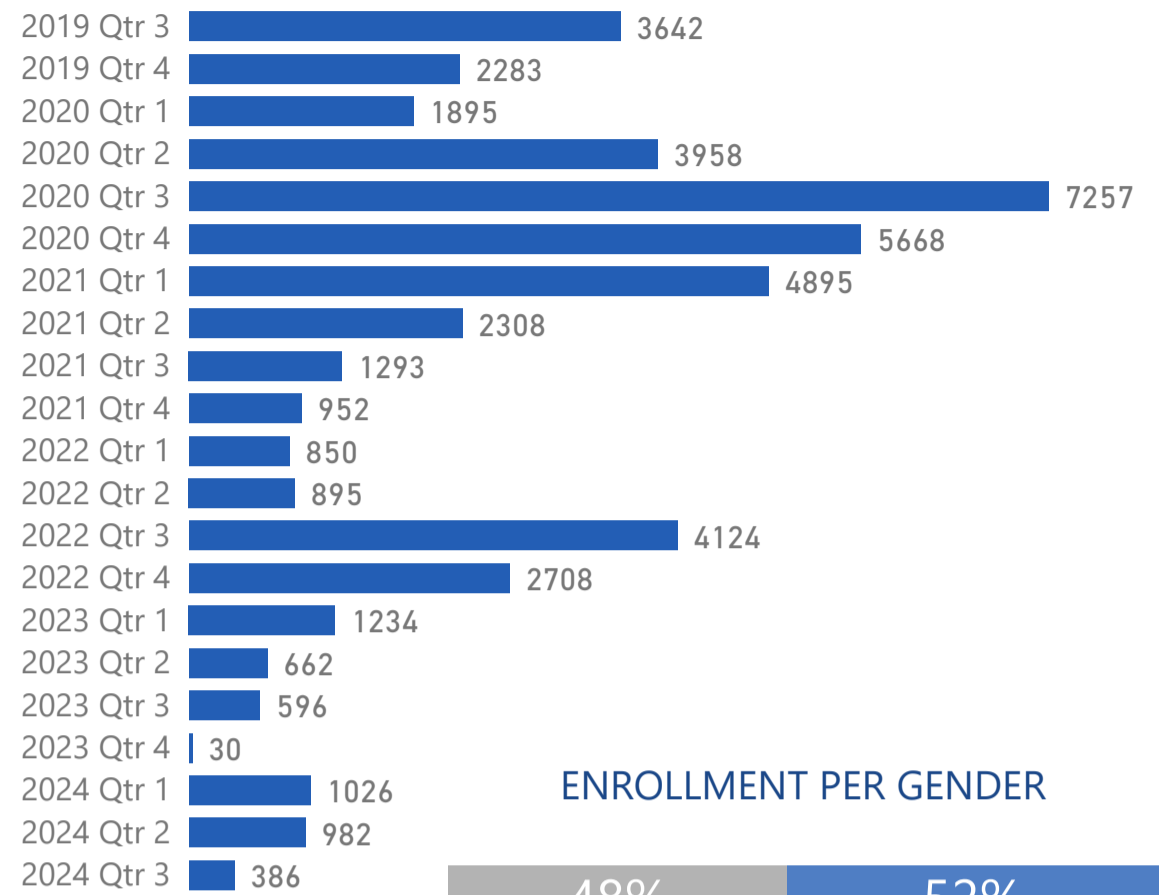
15/08/2024

BENEFICIARIES ENROLLED IN HELIOS

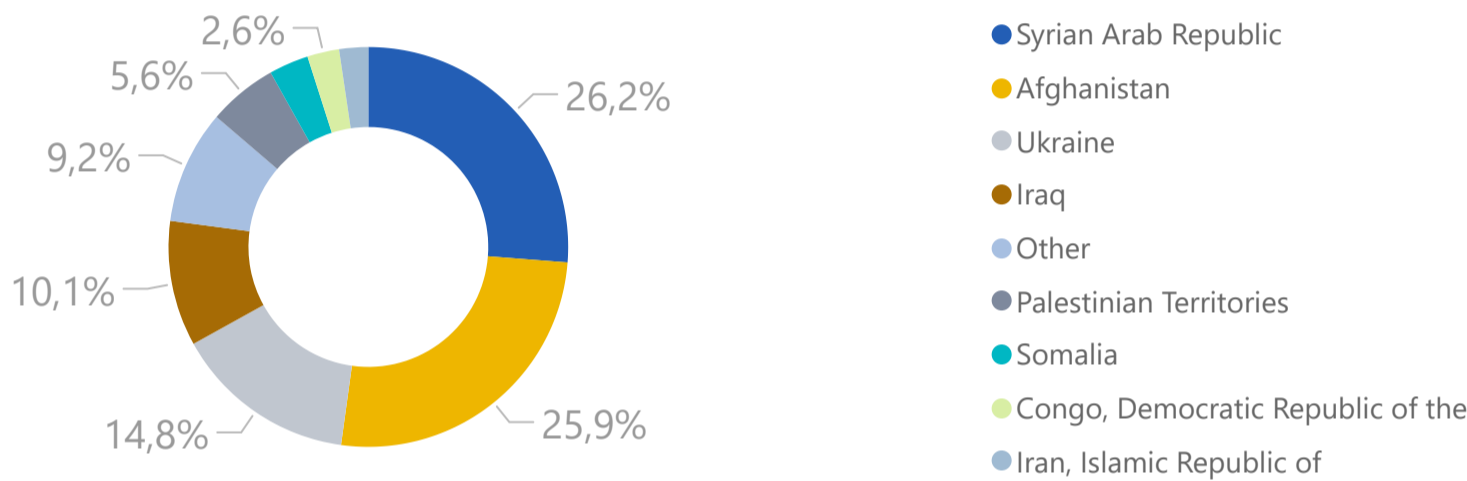
47644

SINCE THE BEGINNING OF PROJECT IMPLEMENTATION
*Regarding the Enrollments, the figures are not finalized as data as still being processed

NEW ENROLLMENTS PER QUARTER



ENROLLMENT PER COUNTRY OF ORIGIN



ENROLLMENT PER GENDER



ENROLLMENT PER REGION

Attica	15209
Central Macedonia	9989
North Aegean	7177
Epirus	2683
Central Greece	2368
South Aegean	2250
Crete	1829
Thessaly	1682
Eastern Macedonia and Thrace	1442
Peloponnese	1303
Western Macedonia	1095
Western Greece	556
Ionian Islands	61
Total	47644

AGE OF THE ENROLLED HELIOS POPULATION

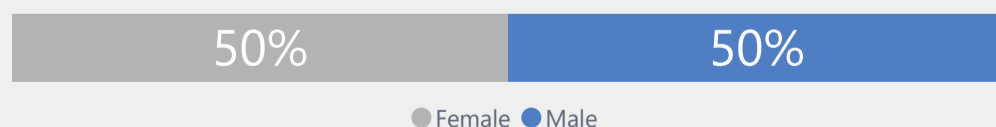


ACCOMMODATION SUPPORT

	TOTAL #	CURRENT #
Households benefitting from HELIOS Rental Subsidies	10714	700
Individuals benefitting from HELIOS Rental Subsidies	24355	1129
Helios Unique Houses	8004	575

Adult Population Benefitted from Accommodation Workshops
15238

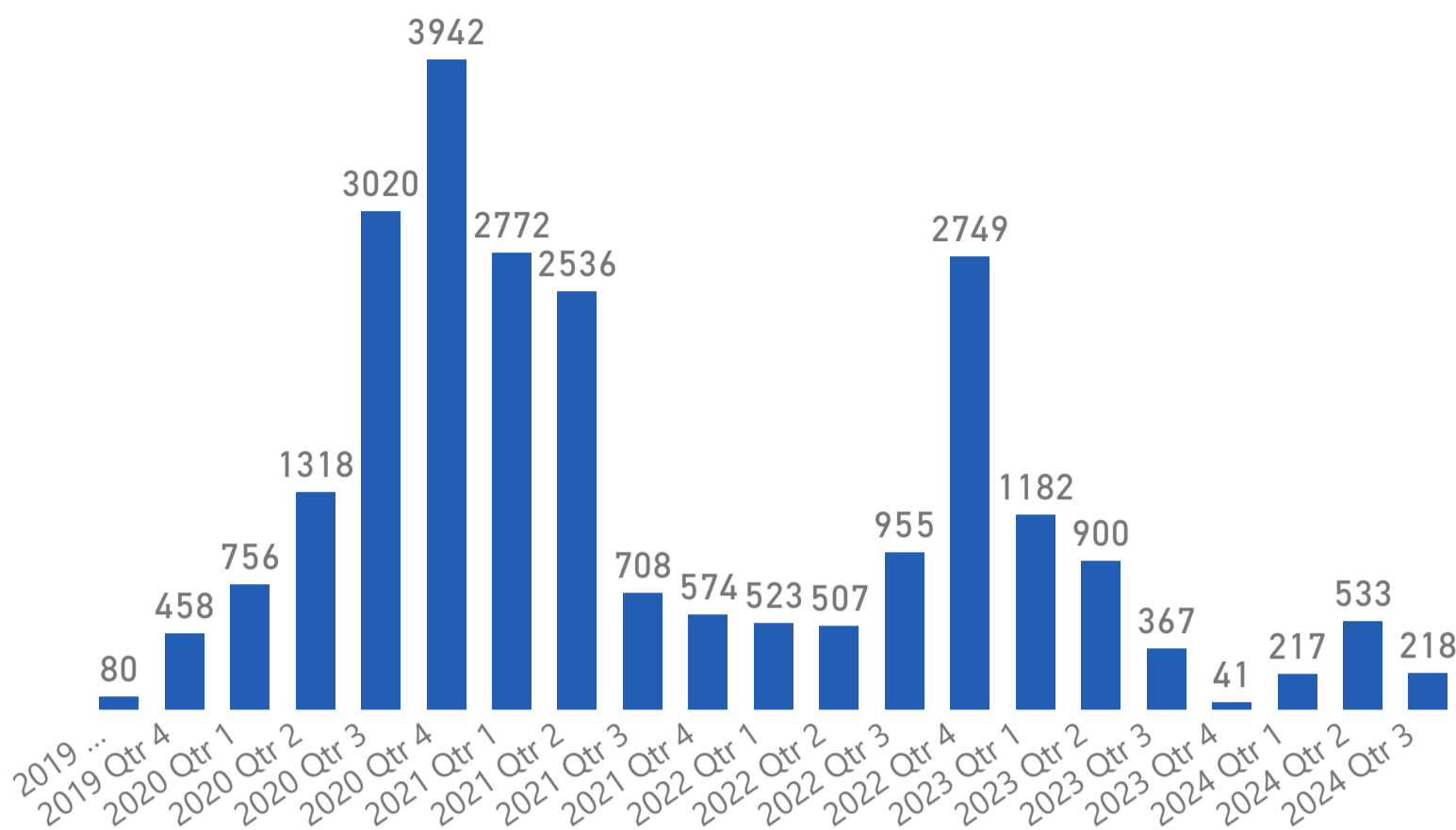
RENTAL SUBSIDIES PER GENDER



INTEGRATION LEARNING CENTERS

Athens (3) | Thessaloniki (2) | Ioannina | Heraklion | Chania

BENEFICIARIES WITH NEW LEASE AGREEMENTS PER QUARTER



DISTRIBUTION OF BENEFICIARIES WITH LEASE AGREEMENTS PER REGION

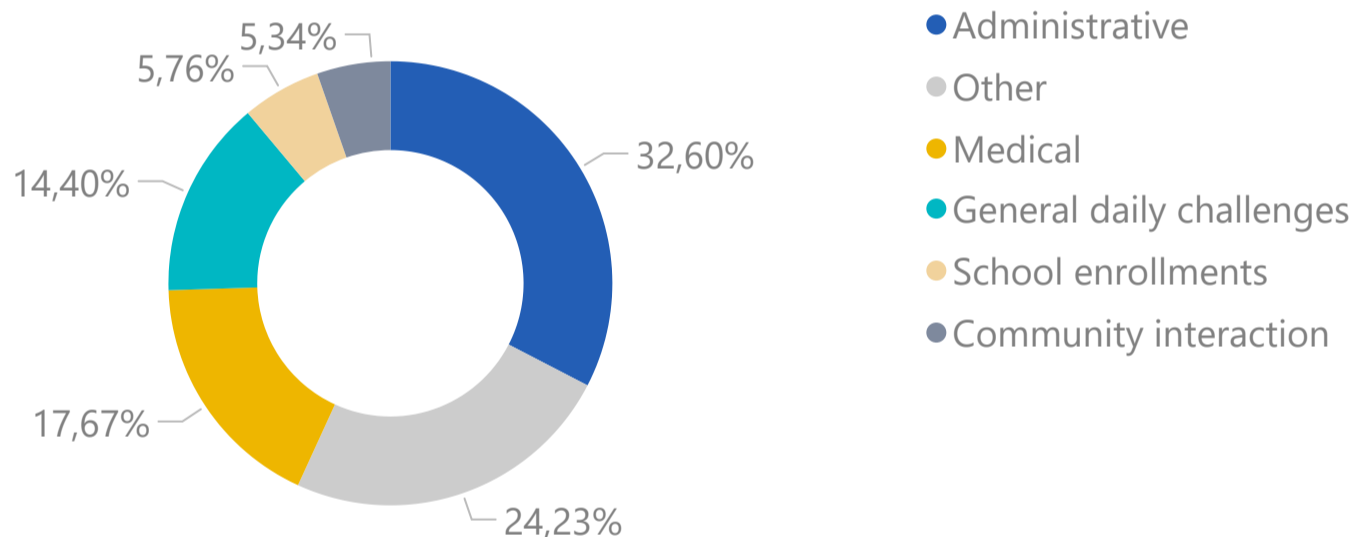
Attica	49,21%
Central Macedonia	22,07%
Crete	8,11%
Epirus	4,84%
North Aegean	2,78%
Western Greece	2,71%
Thessaly	2,21%
Central Greece	2,10%
Peloponnese	1,84%
South Aegean	1,54%
Eastern Macedonia and Thrace	1,39%
Western Macedonia	1,07%
Ionian Islands	0,12%

INTEGRATION MONITORING

Number of Sessions

34682

TYPE OF SUPPORT PROVIDED



INTEGRATION COURSES

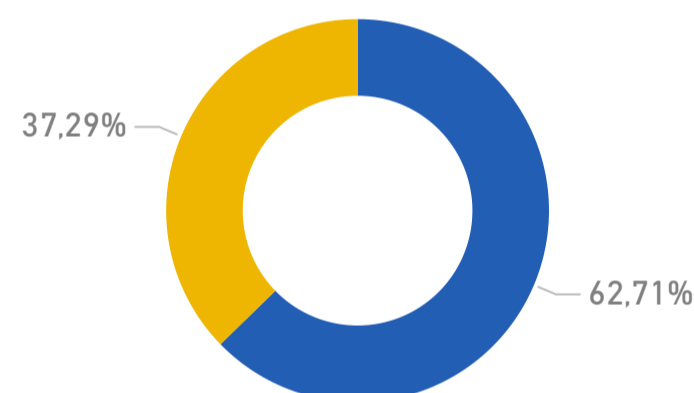
Enrollments

10.632

Current Students

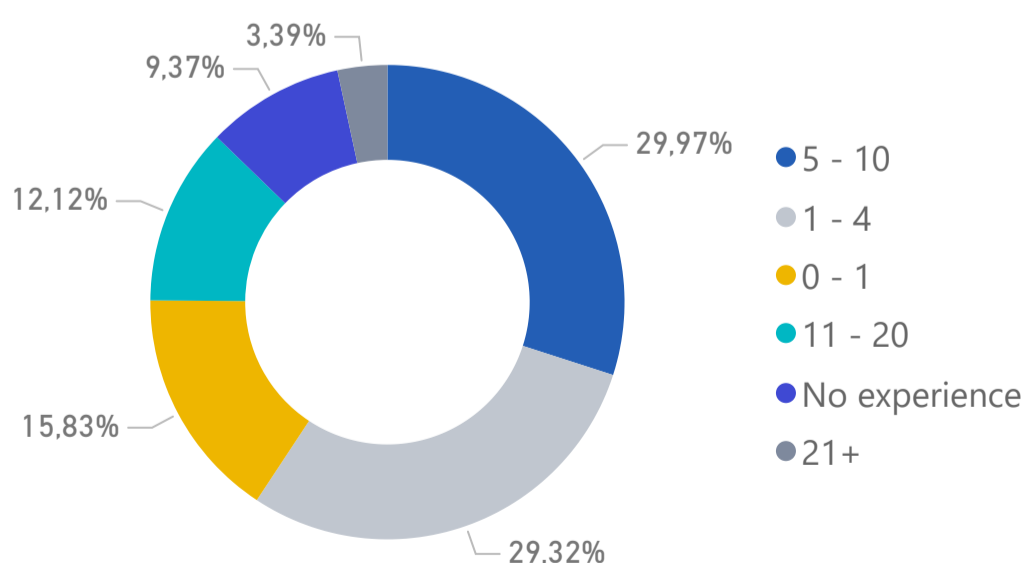
357

EDUCATION MODALITY



EMPLOYABILITY SUPPORT

YEARS OF PROFESSIONAL EXPERIENCE



Job Counselling Sessions

12660

JOB COUNSELLING PER GENDER



● Female ● Male

SKILLS PROFILING RESULT - EDUCATION LEVEL

Education Level (ISCED 2011)	#
Bachelor	1938
Upper secondary education	1829
Primary education	1447
Lower secondary education	1376
Early childhood education	847
Master's	262
Short circle tertiary education	182
Post-secondary non tertiary education	175
Doctoral	31
Doctoral not completed	4

Total Profiled

8091