

14/10/2022

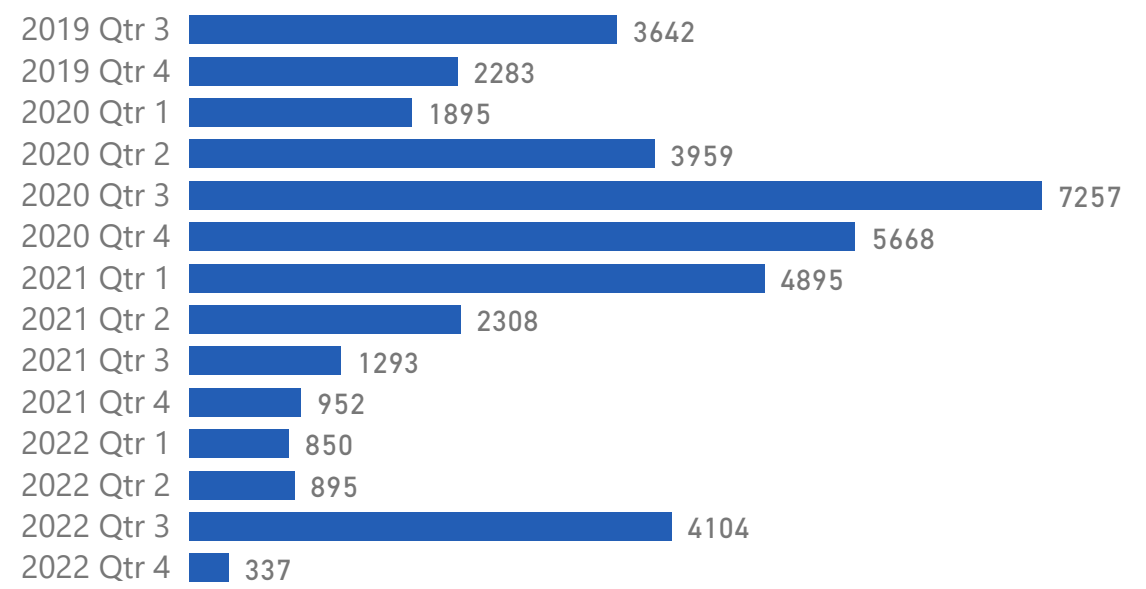
NEW ENROLLMENTS PER QUARTER

BENEFICIARIES ENROLLED IN HELIOS

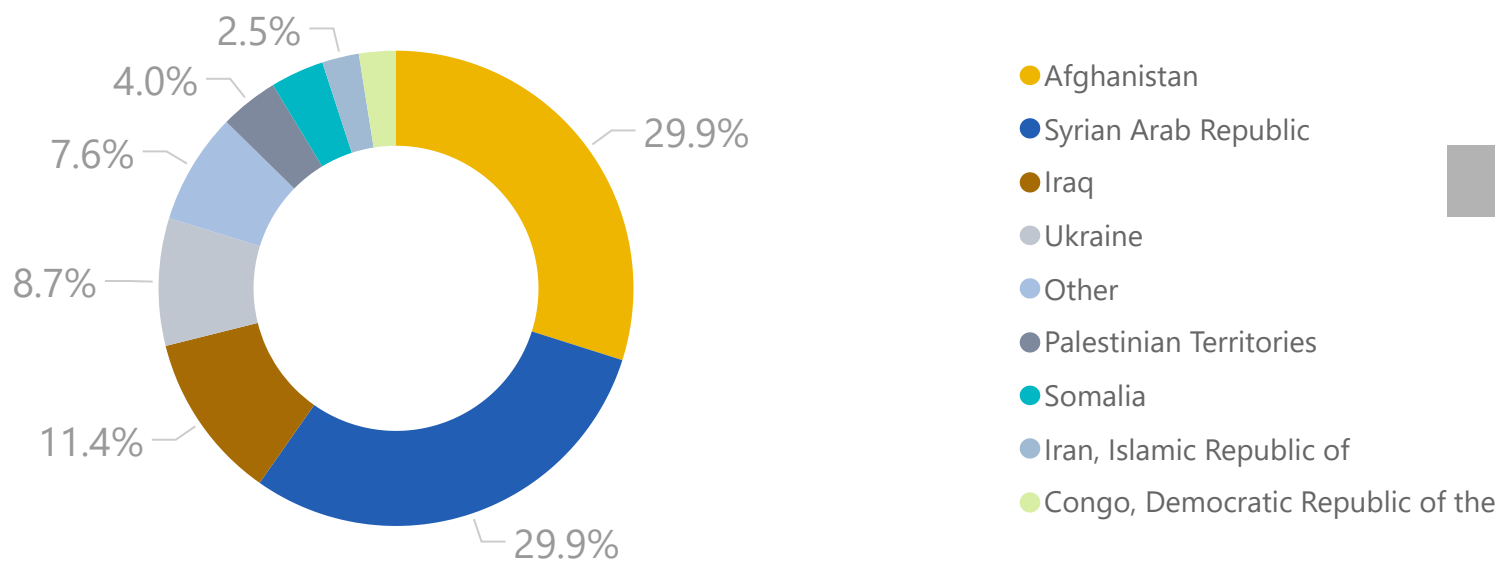
40338

SINCE THE BEGINNING OF PROJECT IMPLEMENTATION

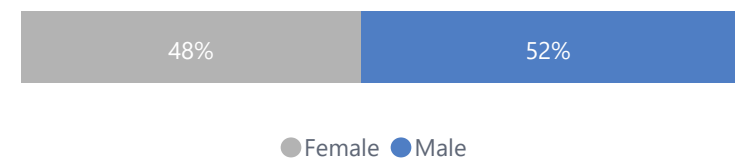
| | |
|------------|--------|
| SITES | 35.24% |
| ESTIA | 34.33% |
| RIC | 17.48% |
| IOM HOTELS | 12.95% |



ENROLLMENT PER COUNTRY OF ORIGIN



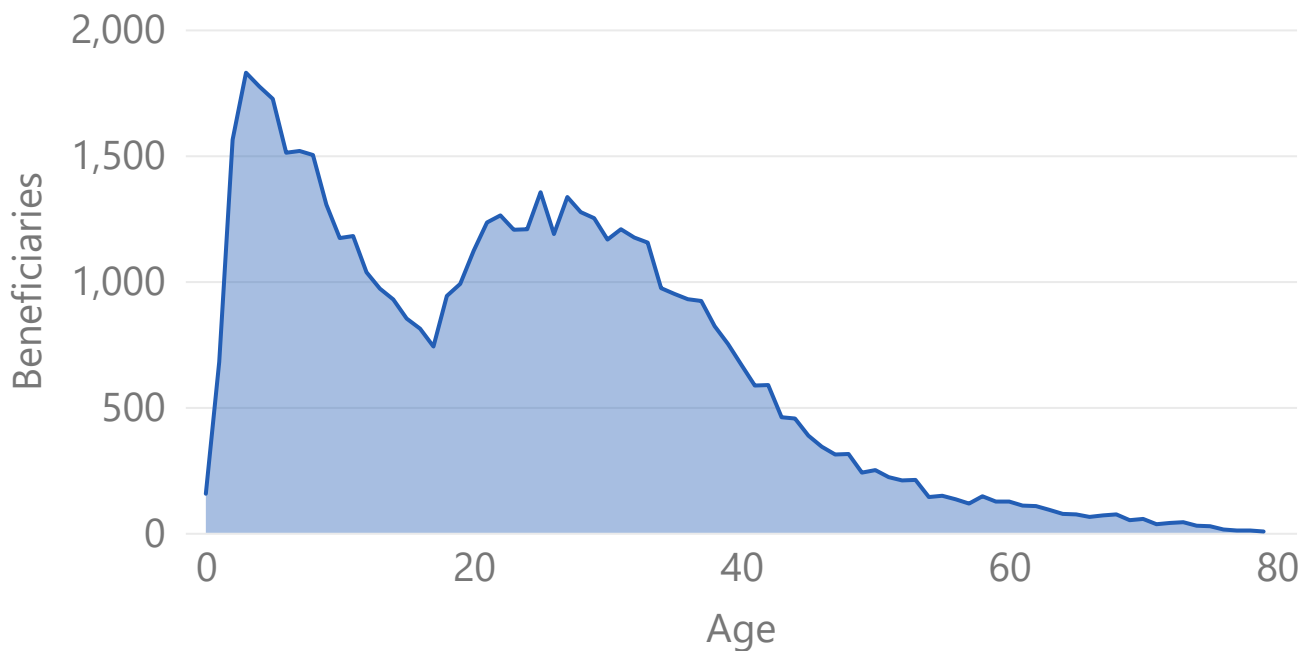
ENROLLMENT PER GENDER



ENROLLMENT PER REGION

| | |
|------------------------------|--------------|
| Attica | 12971 |
| Central Macedonia | 8441 |
| North Aegean | 6099 |
| Epirus | 2459 |
| Central Greece | 2116 |
| Thessaly | 1559 |
| Crete | 1532 |
| South Aegean | 1350 |
| Eastern Macedonia and Thrace | 1254 |
| Western Macedonia | 1078 |
| Peloponnese | 1010 |
| West Greece | 443 |
| Ionian Islands | 26 |
| Total | 40338 |

AGE OF THE ENROLLED HELIOS POPULATION



ACCOMMODATION SUPPORT

| | TOTAL # | CURRENT # |
|--|---------|-----------|
| Households benefitting from HELIOS Rental Subsidies | 7668 | 962 |
| Individuals benefitting from HELIOS Rental Subsidies | 18,880 | 2002 |
| Helios Unique Houses | 5771 | 772 |

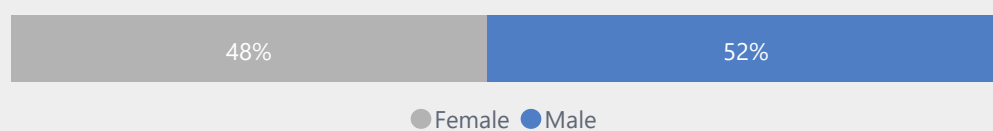
PREVIOUS ACCOMMODATION SCHEME

| | |
|------------|--------|
| ESTIA | 74.11% |
| IOM HOTELS | 0.10% |
| RIC | 10.44% |
| SITES | 15.34% |

Adult Population Benefitted from Accommodation Workshops

12061

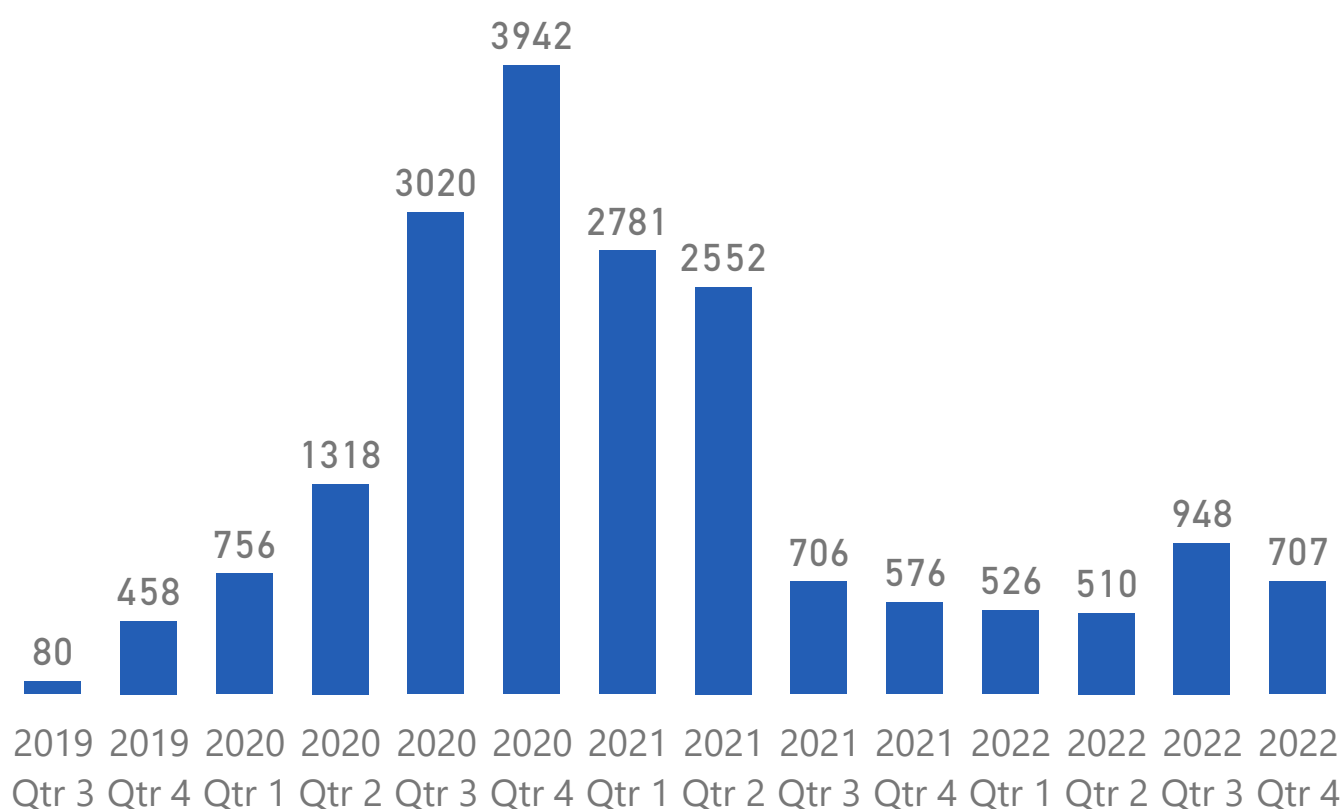
RENTAL SUBSIDIES PER GENDER



INTEGRATION LEARNING CENTERS

Athens (5) | Thessaloniki (3) | Larissa | Trikala | Karditsa | Heraklion | Chania | Sitia | Tripoli
Ioannina | Kilkis | Katerini | Livadia

BENEFICIARIES WITH NEW LEASE AGREEMENTS PER QUARTER



DISTRIBUTION OF BENEFICIARIES WITH LEASE AGREEMENTS PER REGION

| | |
|------------------------------|--------|
| Attica | 49.43% |
| Central Macedonia | 20.78% |
| Crete | 7.76% |
| Epirus | 5.68% |
| North Aegean | 3.37% |
| West Greece | 2.99% |
| Thessaly | 2.48% |
| Central Greece | 2.29% |
| South Aegean | 1.83% |
| Western Macedonia | 1.28% |
| Eastern Macedonia and Thrace | 1.11% |
| Peloponnese | 0.99% |

INTEGRATION MONITORING

Number of Sessions

24525

INTEGRATION COURSES

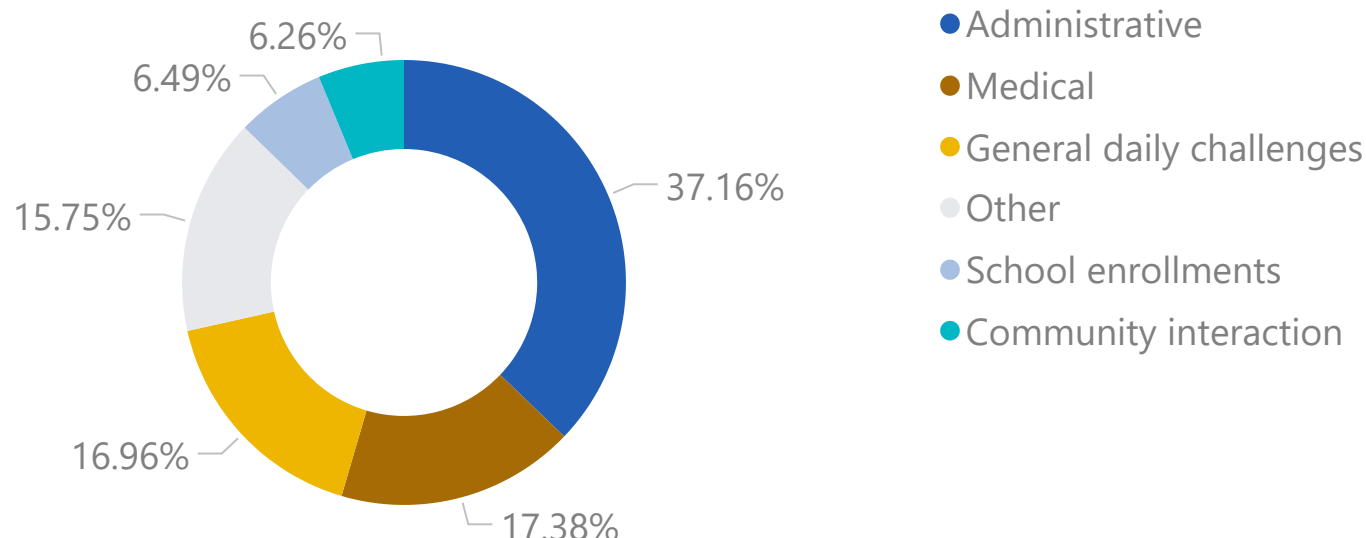
Enrollments

8247

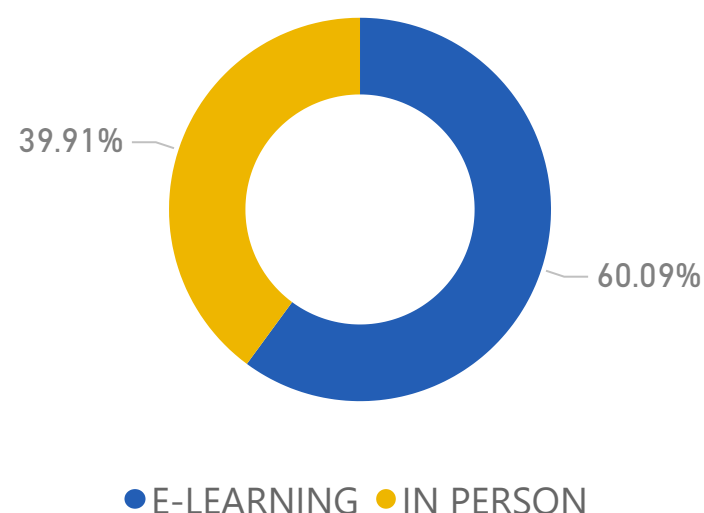
Current Students

793

TYPE OF SUPPORT PROVIDED

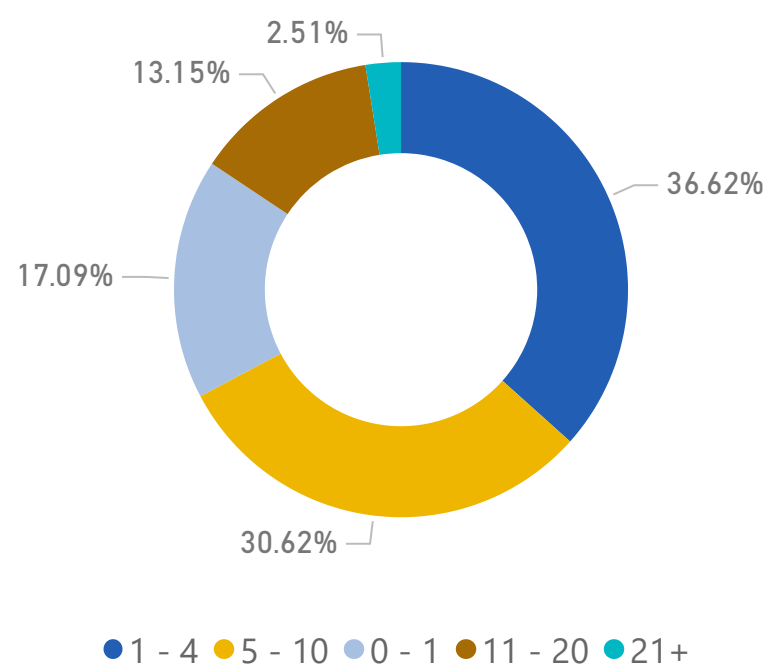


EDUCATION MODALITY



EMPLOYABILITY SUPPORT


YEARS OF PROFESSIONAL EXPERIENCE



Job Counselling Sessions

9229

JOB COUNSELLING PER GENDER



SKILLS PROFILING RESULT - EDUCATION LEVEL

| Education Level (ISCED 2011) | # |
|---------------------------------------|------|
| Upper secondary education | 1331 |
| Primary education | 1269 |
| Lower secondary education | 1193 |
| Bachelor | 1052 |
| Early childhood education | 774 |
| Post-secondary non tertiary education | 135 |
| Master's | 100 |
| Short cycle tertiary education | 95 |
| Doctoral | 13 |
| Doctoral not completed | 2 |

Total Profiled

5964