

16/09/2022

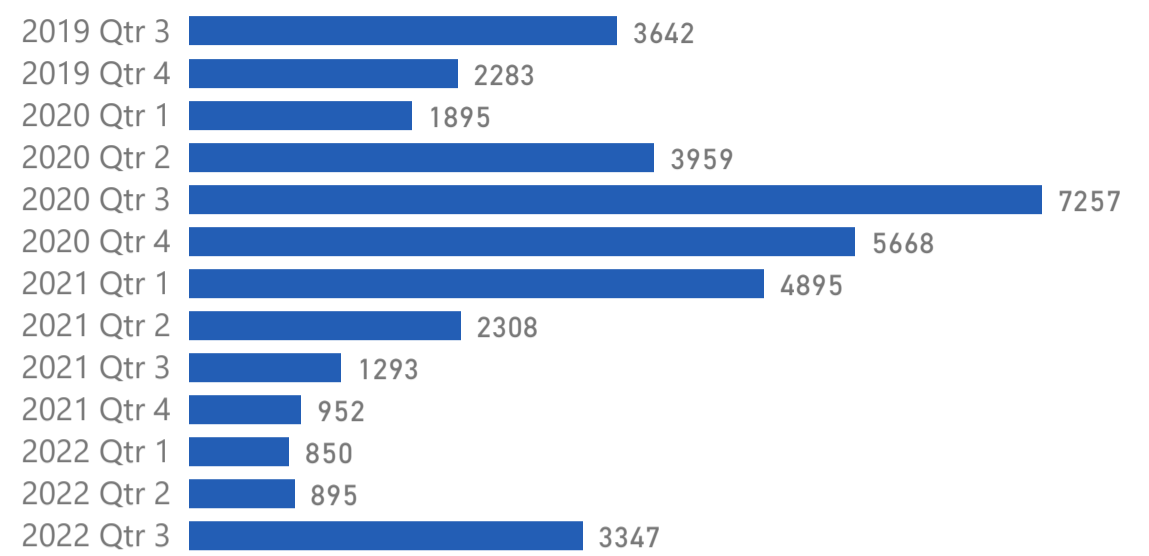
NEW ENROLLMENTS PER QUARTER

BENEFICIARIES ENROLLED IN HELIOS

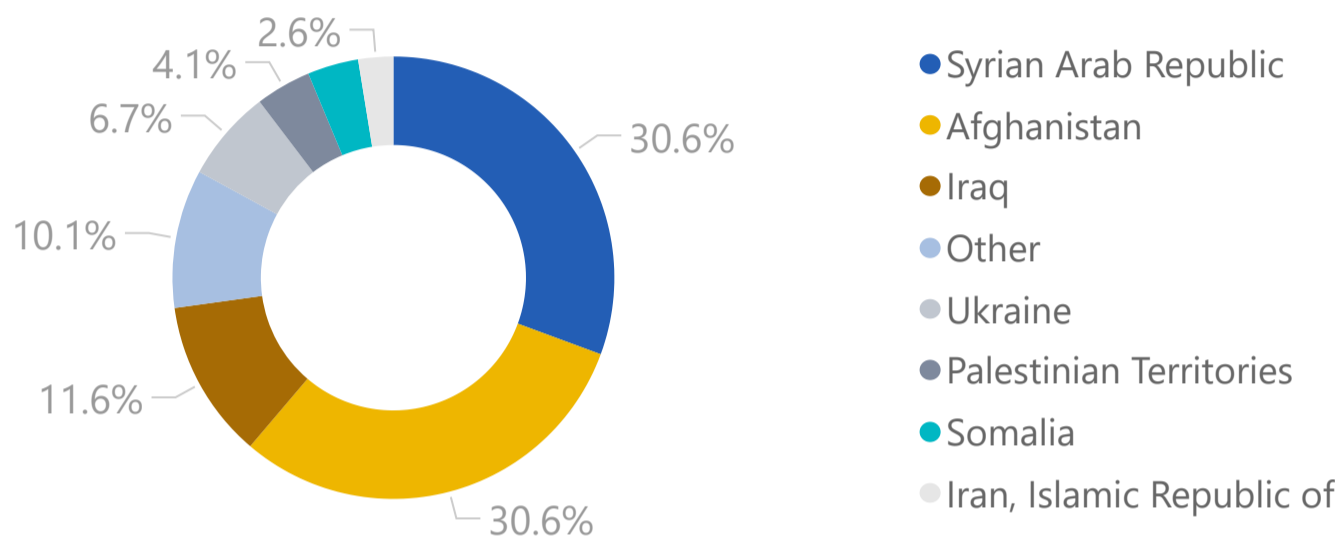
39244

SINCE THE BEGINNING OF PROJECT IMPLEMENTATION

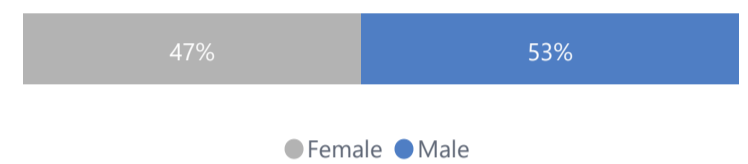
SITES	35.32%
ESTIA	34.16%
RIC	17.49%
IOM HOTELS	13.03%



ENROLLMENT PER COUNTRY OF ORIGIN



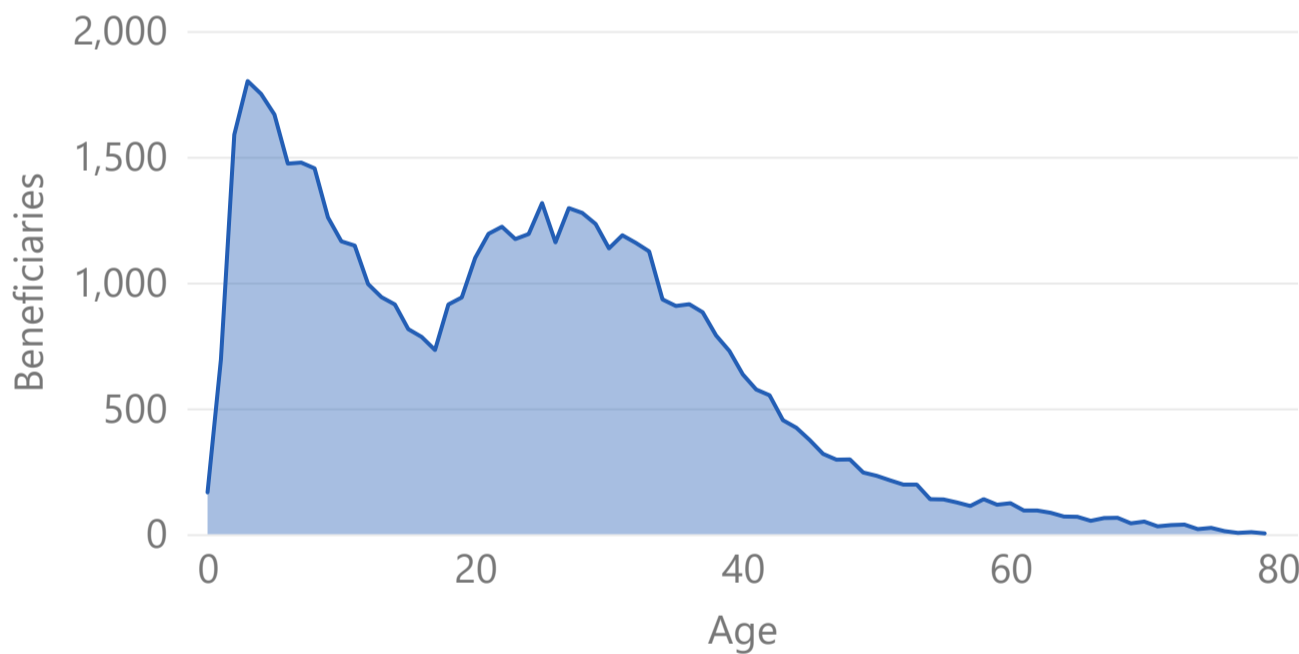
ENROLLMENT PER GENDER



ENROLLMENT PER REGION

Attica	12423
Central Macedonia	8209
North Aegean	6067
Epirus	2436
Central Greece	2084
Thessaly	1519
Crete	1464
South Aegean	1325
Eastern Macedonia and Thrace	1236
Western Macedonia	1072
Peloponnese	967
West Greece	424
Ionian Islands	18
Total	39244

AGE OF THE ENROLLED HELIOS POPULATION



ACCOMMODATION SUPPORT

	TOTAL #	CURRENT #
Households benefitting from HELIOS Rental Subsidies	7295	722
Individuals benefitting from HELIOS Rental Subsidies	18,074	1488
Helios Unique Houses	5482	587

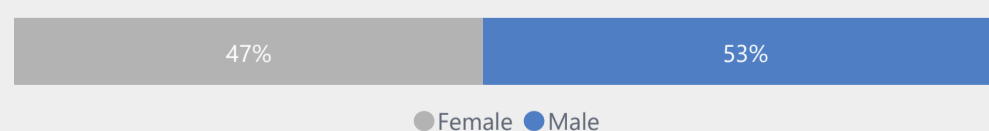
PREVIOUS ACCOMMODATION SCHEME

ESTIA	73.03%
IOM HOTELS	0.10%
RIC	10.61%
SITES	16.26%

Adult Population Benefitted from Accommodation Workshops

11754

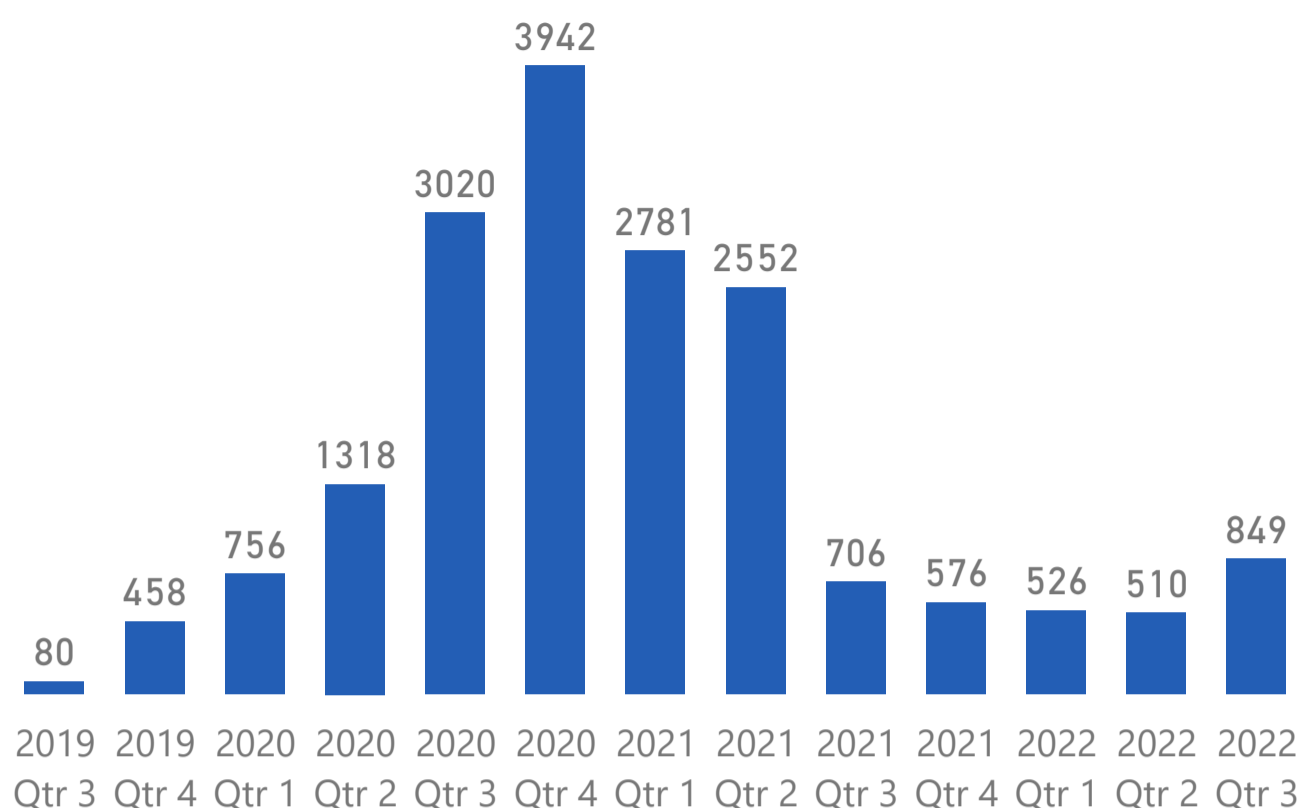
RENTAL SUBSIDIES PER GENDER



INTEGRATION LEARNING CENTERS

Athens (5) | Thessaloniki (3) | Larissa | Trikala | Karditsa | Heraklion | Chania | Sitia | Tripoli
Ioannina | Kilkis | Katerini | Livadia

BENEFICIARIES WITH NEW LEASE AGREEMENTS PER QUARTER



DISTRIBUTION OF BENEFICIARIES WITH LEASE AGREEMENTS PER REGION

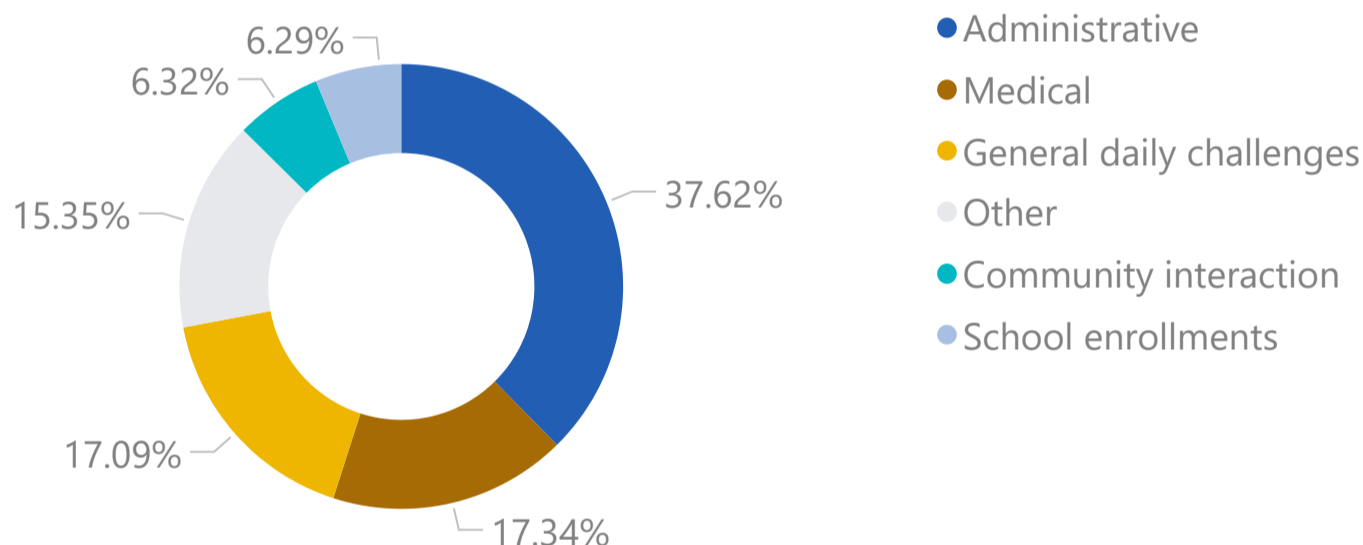
Attica	49.58%
Central Macedonia	20.38%
Crete	7.65%
Epirus	5.79%
North Aegean	3.49%
West Greece	3.08%
Thessaly	2.51%
Central Greece	2.30%
South Aegean	1.91%
Western Macedonia	1.32%
Eastern Macedonia and Thrace	1.07%
Peloponnese	0.92%

INTEGRATION MONITORING

Number of Sessions

24180

TYPE OF SUPPORT PROVIDED



INTEGRATION COURSES

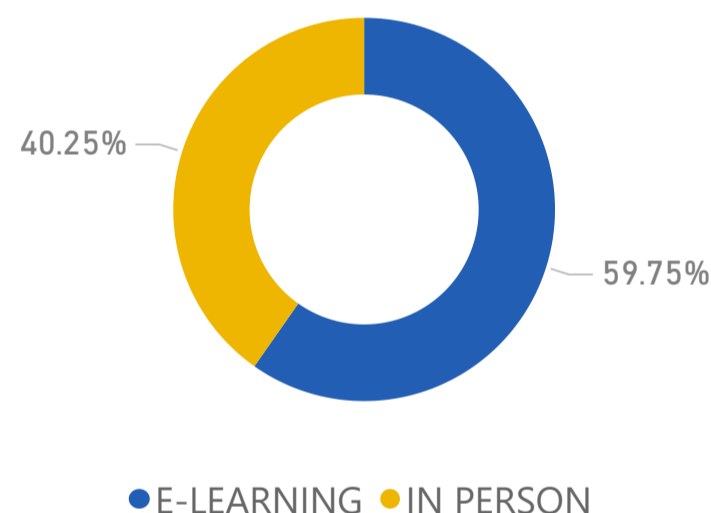
Enrollments

7996

Current Students

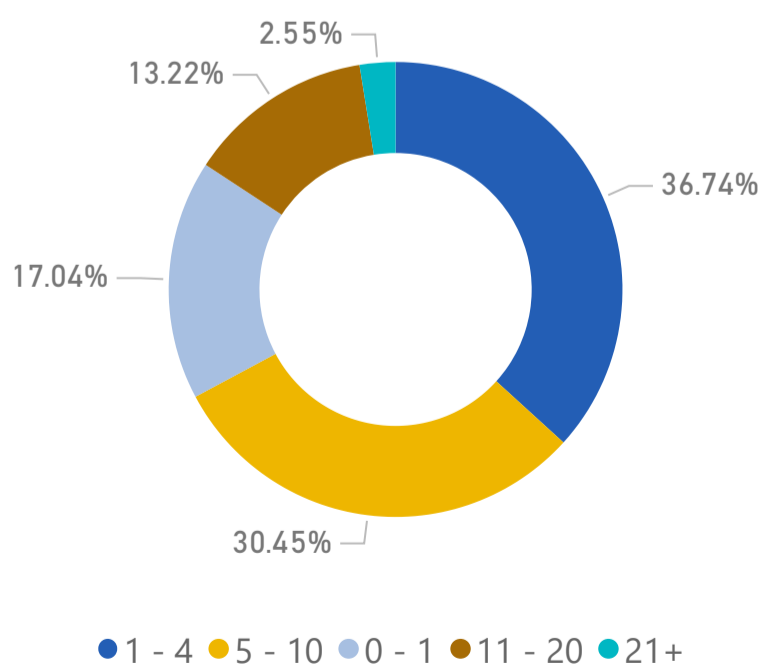
697

EDUCATION MODALITY



EMPLOYABILITY SUPPORT

YEARS OF PROFESSIONAL EXPERIENCE



Job Counselling Sessions

9066

JOB COUNSELLING PER GENDER



SKILLS PROFILING RESULT - EDUCATION LEVEL

Education Level (ISCED 2011)	#
Upper secondary education	1316
Primary education	1265
Lower secondary education	1190
Bachelor	995
Early childhood education	773
Post-secondary non tertiary education	134
Short cycle tertiary education	89
Master's	87
Doctoral	10
Doctoral not completed	2

Total Profiled

5861