

03/05/2022

BENEFICIARIES ENROLLED IN HELIOS

35347

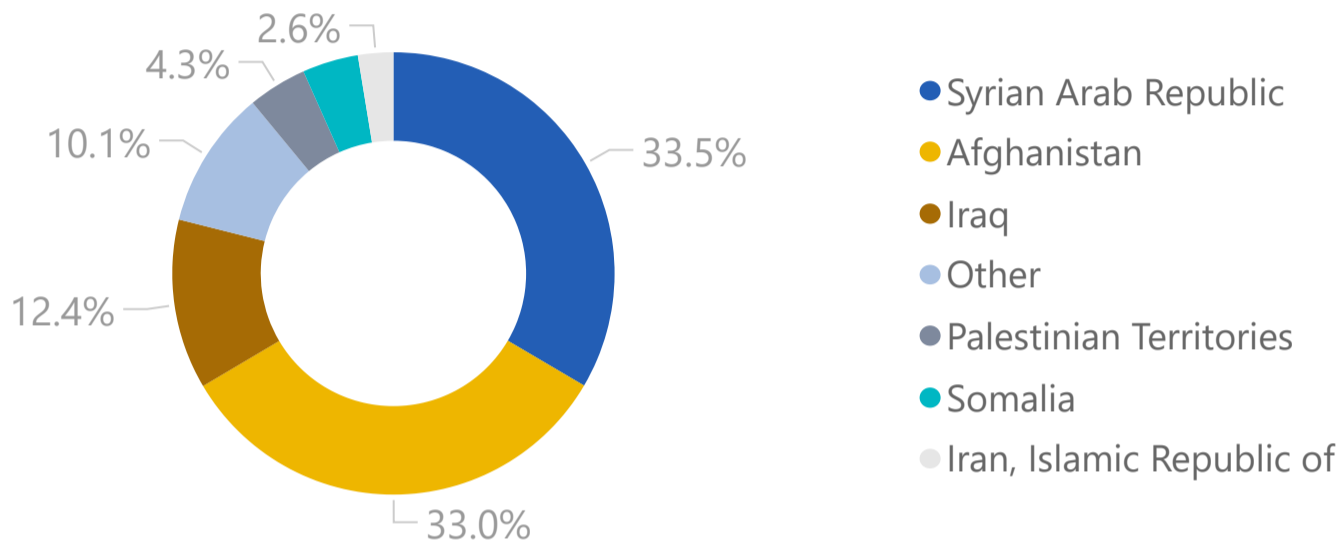
SINCE THE BEGINNING OF PROJECT IMPLEMENTATION

SITES	35.82%
ESTIA	33.30%
RIC	17.35%
IOM HOTELS	13.54%

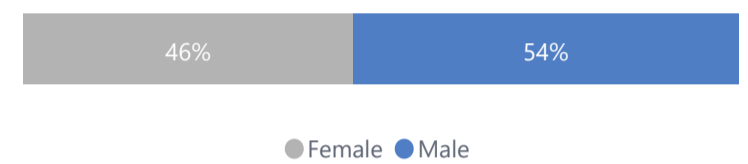
NEW ENROLLMENTS PER QUARTER

2019 Qtr 3	3642
2019 Qtr 4	2283
2020 Qtr 1	1895
2020 Qtr 2	3959
2020 Qtr 3	7257
2020 Qtr 4	5668
2021 Qtr 1	4895
2021 Qtr 2	2302
2021 Qtr 3	1293
2021 Qtr 4	953
2022 Qtr 1	848
2022 Qtr 2	352

ENROLLMENT PER COUNTRY OF ORIGIN



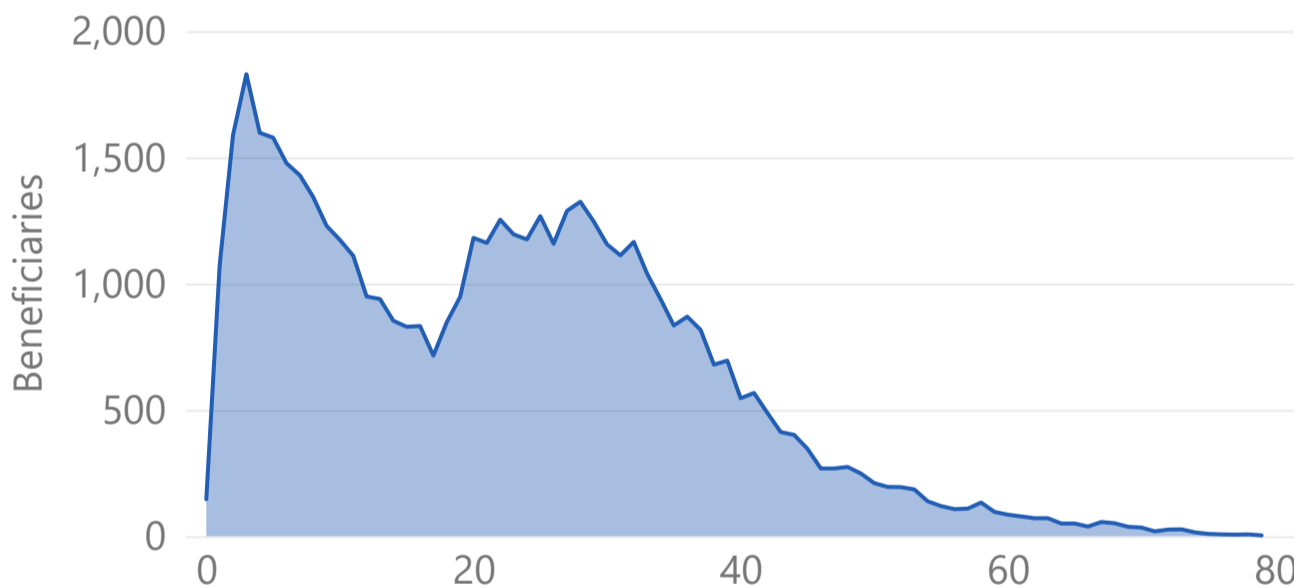
ENROLLMENT PER GENDER



ENROLLMENT PER REGION

Attica	10831
Central Macedonia	7072
North Aegean	5879
Epirus	2324
Central Greece	2019
Thessaly	1454
South Aegean	1213
Eastern Macedonia and Thrace	1151
Crete	1091
Western Macedonia	1055
Peloponnese	871
West Greece	387
Total	35347

AGE OF THE ENROLLED HELIOS POPULATION



ACCOMMODATION SUPPORT

	TOTAL #	CURRENT #
Households benefitting from HELIOS Rental Subsidies	6732	493
Individuals benefitting from HELIOS Rental Subsidies	16,872	1057
Helios Unique Houses	4889	409

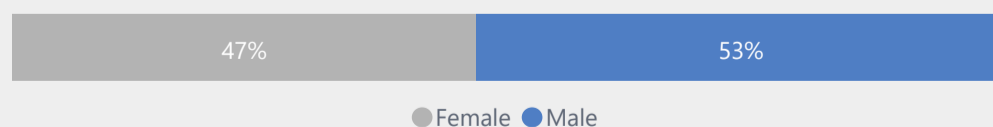
PREVIOUS ACCOMMODATION SCHEME

ESTIA	64.81%
IOM HOTELS	0.70%
RIC	15.45%
SITES	19.04%

Adult Population Benefitted from Accommodation Workshops

10440

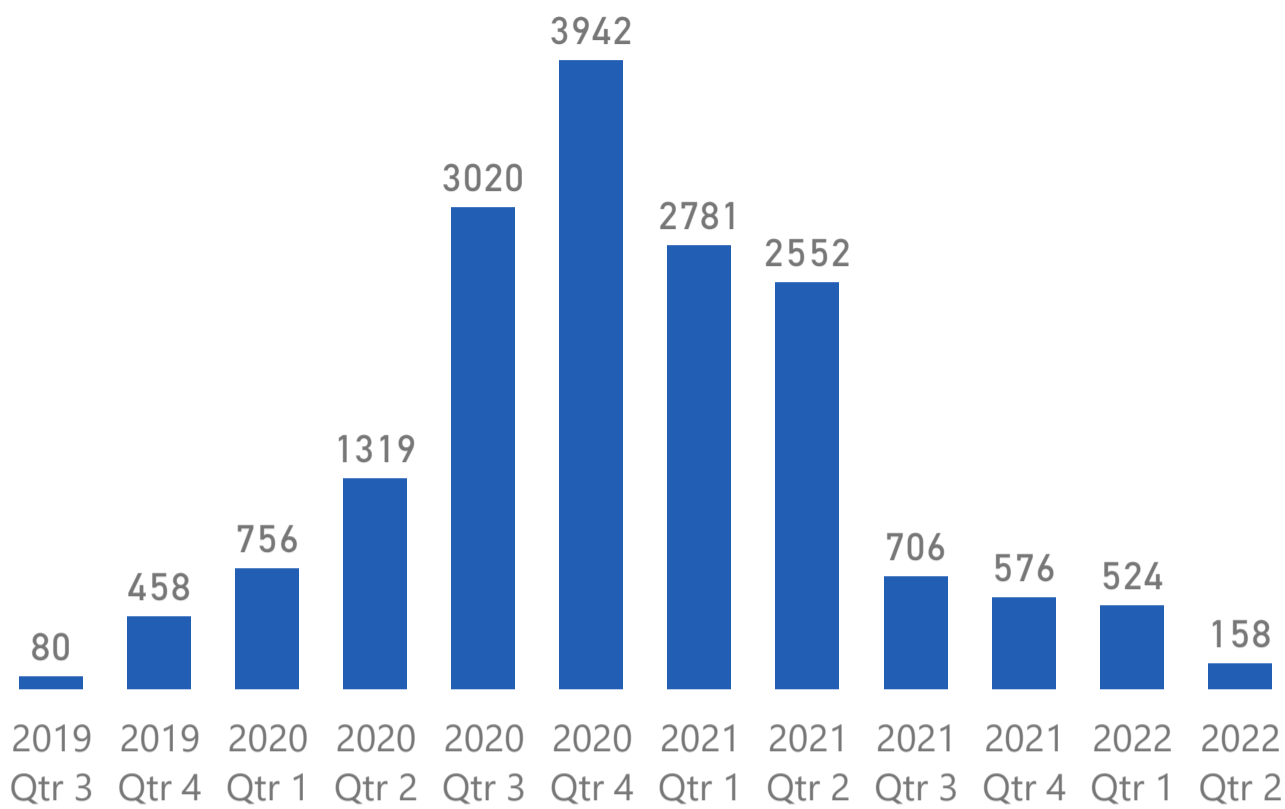
RENTAL SUBSIDIES PER GENDER



INTEGRATION LEARNING CENTERS

Athens (5) | Thessaloniki (3) | Larissa | Trikala | Karditsa | Heraklion | Chania | Sitia | Tripoli
Ioannina | Kilikis | Katerini | Livadia

BENEFICIARIES WITH NEW LEASE AGREEMENTS PER QUARTER



DISTRIBUTION OF BENEFICIARIES WITH LEASE AGREEMENTS PER REGION

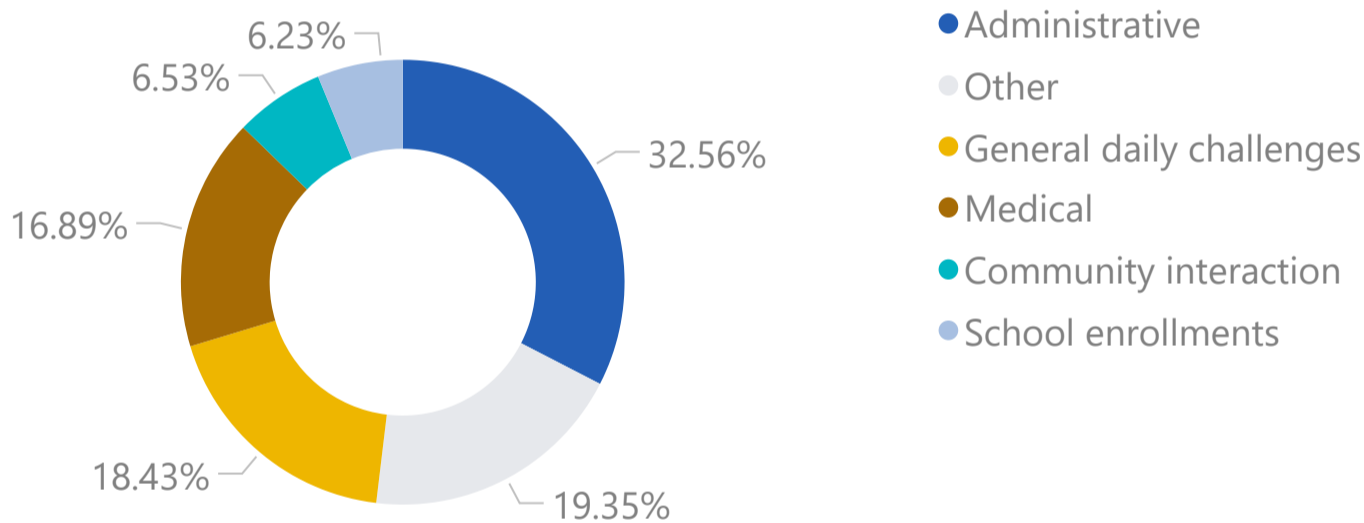
Attica	50.52%
Central Macedonia	19.15%
Crete	6.93%
Epirus	6.06%
North Aegean	3.63%
West Greece	3.25%
Thessaly	2.61%
Central Greece	2.36%
South Aegean	2.06%
Western Macedonia	1.40%
Eastern Macedonia and Thrace	1.08%
Peloponnese	0.94%

INTEGRATION MONITORING

Number of Sessions

21280

TYPE OF SUPPORT PROVIDED



INTEGRATION COURSES

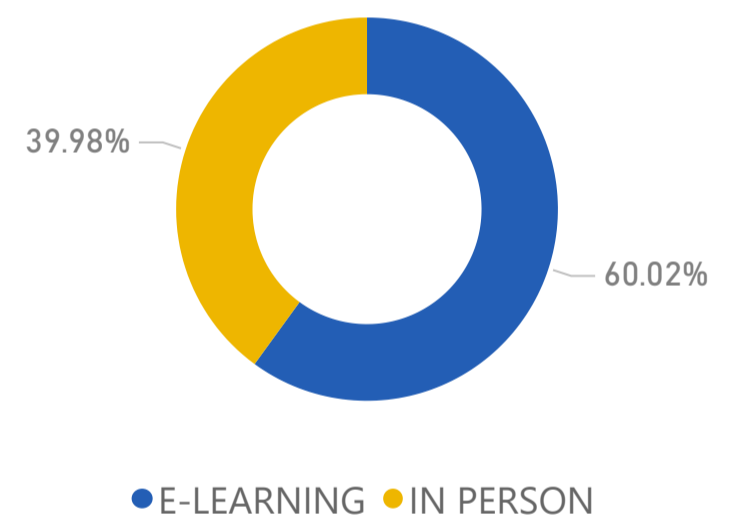
Enrollments

7053

Current Students

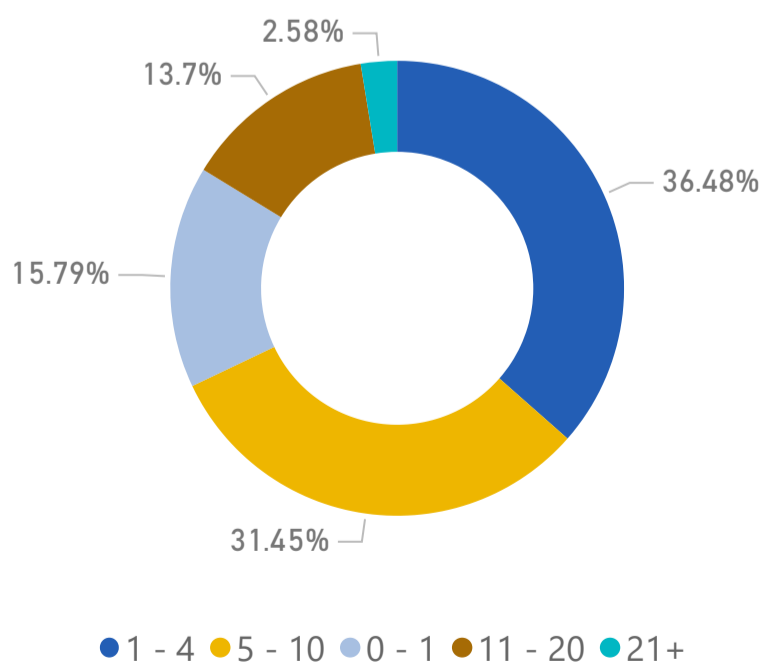
561

EDUCATION MODALITY



EMPLOYABILITY SUPPORT

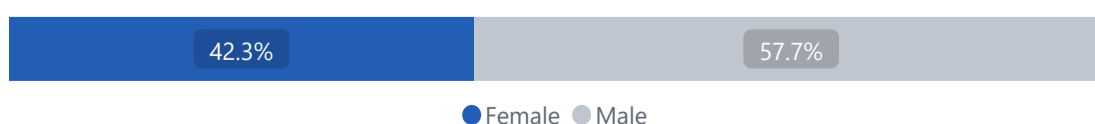
YEARS OF PROFESSIONAL EXPERIENCE



Job Counselling Sessions

7893

JOB COUNSELLING PER GENDER



SKILLS PROFILING RESULT - EDUCATION LEVEL

Education Level (ISCED 2011)	#
Upper secondary education	1170
Primary education	1145
Lower secondary education	1058
Bachelor	766
Early childhood education	708
Post-secondary non tertiary education	125
Short cycle tertiary education	68
Master's	46
Doctoral	4

Total Profiled

5090